

Average Days On Market



41

↓ 38.8%

Median Closed Price




\$850,000

↓ 10.53%

Closed Sales

71

↓ 31.7%



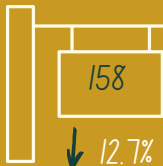
Months of Inventory

5

↑ 66.7%



New Listings

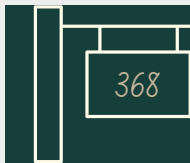


↓ 12.7%

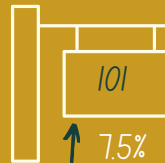
368

Active Listings

↑ 3.96%



Pending Sales



↑ 7.5%

Front Range Equine Property Stats

May 2023 - Comparing Year over Year Trends

These statistics are for Front Range single family homes & farms on more than 2 acres, with equine outbuildings, compared year over year. Data pulled from ReColorado; 13 front range counties



HORSE & HEARTH
SUPPORTING THE EQUINE INDUSTRY,
ONE CONNECTION AT A TIME

WWW.HORSEANDHEARTH.COM

